



Round 3 - Phillip Island GP Circuit - September 3 & 4

SUPERSPORT

Qualifying 1

Date: 03/09/22
 Event: Q02
 Weather: Mostly cloudy - Temp: 10.7C
 Track: Wet - Temp: 10.9C

Started at: 09:26:51
 Laps: 10 Min
 Starters: 20
 Printed at: 9:54

PROVISIONAL CLASSIFICATION


Pos	No	Name	Class	Machine	Fastest Lap	On Lap	Behind Leader	Behind Prev	Top Speed
1	85	Ty LYNCH / 727 Moto Racing	A	Yamaha R6 600	1:51.105	5 of 5			243
2	39	Scott NICHOLSON / Traction Control M-sport / G. Williams Motorcycle Eng. / RST Moto/ KYT	A	Yamaha R6 600	1:54.194	6 of 6	3.089	3.089	243
3	10	Noel MAHON / IRT Motorsports / RS Pipe & Civil / Quinn Mechanical / Ricondi / MotoGo	B	Yamaha R6 600	1:54.507	5 of 5	3.402	.313	237
4	99	Morgan MCLAREN-WOOD / Addicted to Track	A	Yamaha R6 600	1:55.621	5 of 5	4.516	1.114	241
5	74	Timothy LARGE / Race Center / The Grinning Dingo	A	Yamaha R6 600	1:56.076	4 of 4	4.971	.455	245
6	220	Declan CARBERRY / JC Performance / Webb Plastics / Nightmare Designs / Underground Designs	A	Suzuki GSXR 600	1:57.377	5 of 5	6.272	1.301	237
7	33	Jack FAVELLE / MotoCity	A	Kawasaki ZX6R 600	1:58.161	5 of 5	7.056	.784	244
8	95	Harley SIDE / Race Center / Peter Stevens / The Grinning Dingo	B	Yamaha R6 600	2:00.000	3 of 5	8.895	1.839	243
9	86	Dallas SKEER / YRD / Penrite Oils / Stefs Transport / Pirelli / Trident Tyre Centre / MSA	A	Yamaha R6 600	2:00.364	3 of 3	9.259	.364	244
10	31	John QUINN / IRT M-sport / SC Project Oceania / Ricondi / Quinn Mechanical Services	B	Yamaha R6 600	2:02.215	5 of 5	11.110	1.851	233
11	88	Luke SANDERS / Race Center / Snoop Media	A	Yamaha R6 600	2:03.822	2 of 2	12.717	1.607	245
12	70	Christopher GILBEE / Coastal Built Homes	C	Kawasaki ZX6R 600	2:08.598	5 of 5	17.493	4.776	212
13	212	Luca DURNING / The Dentists / Addicted to Track	A	Yamaha R6 599	2:08.615	5 of 5	17.510	.017	247
14	75	Timothy HUNT / Assetnote	A	Triumph Dayt. 675	2:08.618	3 of 3	17.513	.003	217
15	76	Paul VAN DER HEIDEN / Moto Adelaide	A	Suzuki GSXR 600	2:08.809	5 of 5	17.704	.191	219
16	44A	William SHARROCK / Windspark Oz / Race Center / Metcher Motorsport	A	Yamaha R6 600	2:09.757	1 of 1	18.652	.948	228
17	90	Libero BELLETTI	A	Yamaha R6 600	2:10.049	4 of 5	18.944	.292	214
18	34	Jiabin ZHANG	A	Honda CBR 599	2:16.905	4 of 4	25.800	6.856	200
19	52	Mitchell HAWKSLEY / Webb Racing / Launceston Environmental Serv. / Engine Reco & Parts	A	Honda CBR 600	2:22.767	2 of 2	31.662	5.862	196
20	3A	Matt MAVER / Airfit Air Conditioning	C	Yamaha R6 600	2:25.563	4 of 4	34.458	2.796	183

Current qualifying record for SS class - 1:35.307 by Senna AGIUS (NSW) on a Honda CBR RR set on 26/02/22

The results are provisional until the end of the time limit for protests and appeals.


Scott Laing
 Chief Timekeeper - Scott Laing

Tony Bolin
 Clerk of Course - Tony Bolin



COMPUTIME RACE TIMING SYSTEMS PTY LTD
www.computime.com.au

E-mail: scott@computime.com.au / Ph: 0418 17 13 17





Round 3 - Phillip Island GP Circuit - September 3 & 4

SUPERSPORT

Qualifying 1

Date: 03/09/22
 Event: Q02
 Weather: Mostly cloudy - Temp: 10.7C
 Track: Wet - Temp: 10.9C


Started at: 09:26:51
 Laps: 10 Min
 Starters: 20
 Printed at: 9:54


PROVISIONAL LAP TIMES

No	Name	Lap 1	Lap 2	Lap 3	Lap 4	Lap 5	Lap 6
3A	Matt MAVER	2:37.981	2:30.728	2:28.382	2:25.563		
10	Noel MAHON	2:06.925	2:01.066	1:56.937	1:55.142	1:54.507	
31	John QUINN	2:18.082	2:08.078	2:05.223	2:04.912	2:02.215	
33	Jack FAVELLE	2:11.236	2:04.377	2:01.942	1:59.526	1:58.161	
34	Jiabin ZHANG	2:41.420	2:26.559	2:18.869	2:16.905		
39	Scott NICHOLSON	2:04.925	1:57.746	1:57.423	1:55.440	1:54.386	1:54.194
44A	William SHARROCK	2:09.757					
52	Mitchell HAWKSLEY	2:32.388	2:22.767				
70	Christopher GILBEE	2:24.586	2:18.352	2:13.327	2:09.119	2:08.598	
74	Timothy LARGE	2:07.751	2:00.327	1:58.340	1:56.076		
75	Timothy HUNT	2:25.018	2:10.686	2:08.618			
76	Paul VAN DER HEIDEN	2:35.656	2:16.810	2:14.098	2:10.175	2:08.809	
85	Ty LYNCH	2:30.280	1:56.090	1:53.118	1:52.533	1:51.105	
86	Dallas SKEER	2:13.535	2:04.694	2:00.364			
88	Luke SANDERS	2:14.418	2:03.822				
90	Libero BELLETTI	2:26.312	2:16.989	2:13.338	2:10.049	2:10.745	
95	Harley SIDE	2:06.796	2:02.561	2:00.000	2:28.699	2:01.377	
99	Morgan MCLAREN-WOOD	2:11.322	2:02.990	1:59.391	1:57.282	1:55.621	
212	Luca DURNING	3:00.079	2:12.642	2:09.508	2:08.865	2:08.615	
220	Declan CARBERRY	2:15.152	2:02.876	1:57.609	2:00.914	1:57.377	

The results are provisional until the end of the time limit for protests and appeals.



 Chief Timekeeper - Scott Laing


 Clerk of Course - Tony Bolin



COMPUTIME RACE TIMING SYSTEMS PTY LTD
www.computime.com.au

E-mail: scott@computime.com.au / Ph: 0418 17 13 17





Round 3 - Phillip Island GP Circuit - September 3 & 4
SUPERSPORT

Qualifying 1

Date: 03/09/22
Event: Q02
Weather: Mostly cloudy - Temp: 10.7C
Track: Wet - Temp: 10.9C


Started at: 09:26:51
Laps: 10 Min
Starters: 20
Printed at: 9:54

PROVISIONAL SPLIT TIMES

Lap	Split 1	Split 2	Split 3	Split 4	Lap Time	Spd	Lap	Split 1	Split 2	Split 3	Split 4	Lap Time	Spd
3A Matt MAVER (20th)							5	28.118	<u>33.037</u>	21.881	<u>31.350</u>	1:54.386	242
1	38.892	46.579	30.299	42.211	2:37.981 P		6	<u>27.695</u>	33.146	<u>21.861</u>	31.492	<u>1:54.194</u>	243
2	37.150	44.112	29.154	40.312	2:30.728	170	44A William SHARROCK (16th)						
3	36.610	43.099	29.048	<u>39.625</u>	2:28.382	171	1	32.619	37.828	24.569	34.741	<u>2:09.757 P</u>	
4	<u>34.393</u>	<u>42.229</u>	<u>28.250</u>	40.691	<u>2:25.563</u>	183	52 Mitchell HAWKSLEY (19th)						
10 Noel MAHON (3rd)							1	40.590	44.191	28.231	39.376	2:32.388 P	
1	33.661	36.710	23.353	33.201	2:06.925 P		2	<u>34.430</u>	<u>42.360</u>	<u>28.054</u>	<u>37.923</u>	<u>2:22.767</u>	196
2	29.557	35.485	22.546	33.478	2:01.066	213	70 Christopher GILBEE (12th)						
3	28.388	34.263	22.317	31.969	1:56.937	231	1	37.227	41.527	27.109	38.723	2:24.586 P	
4	27.774	<u>33.385</u>	22.253	31.730	1:55.142	237	2	32.431	40.627	28.227	37.067	2:18.352	198
5	<u>27.609</u>	33.623	<u>21.913</u>	<u>31.362</u>	<u>1:54.507</u>	236	3	31.503	39.686	25.712	36.426	2:13.327	197
31 John QUINN (10th)							4	31.018	<u>37.585</u>	<u>24.565</u>	35.951	2:09.119	208
1	34.568	42.191	26.405	34.918	2:18.082 P		5	<u>30.727</u>	37.691	24.962	<u>35.218</u>	<u>2:08.598</u>	212
2	30.299	37.215	25.833	34.731	2:08.078	225	74 Timothy LARGE (5th)						
3	29.904	37.337	24.158	33.824	2:05.223	225	1	33.174	36.560	23.726	34.291	2:07.751 P	
4	30.576	36.760	23.888	<u>33.688</u>	2:04.912	230	2	29.362	35.319	22.545	33.101	2:00.327	233
5	<u>29.406</u>	<u>35.819</u>	<u>23.137</u>	33.853	<u>2:02.215</u>	233	3	28.020	34.096	23.122	33.102	1:58.340	243
33 Jack FAVELLE (7th)							4	<u>27.842</u>	<u>33.929</u>	<u>22.443</u>	<u>31.862</u>	<u>1:56.076</u>	243
1	33.285	37.851	24.766	35.334	2:11.236 P		75 Timothy HUNT (14th)						
2	29.987	35.791	24.131	34.468	2:04.377	236	1	40.121	41.157	25.978	37.762	2:25.018 P	
3	29.198	35.190	23.759	33.795	2:01.942	242	2	31.103	<u>36.983</u>	25.916	36.684	2:10.686	208
4	28.474	34.303	23.311	33.438	1:59.526	242	3	<u>30.941</u>	37.543	<u>24.770</u>	<u>35.364</u>	<u>2:08.618</u>	212
5	<u>28.084</u>	<u>34.238</u>	<u>22.684</u>	<u>33.155</u>	<u>1:58.161</u>	244	76 Paul VAN DER HEIDEN (15th)						
34 Jiabin ZHANG (18th)							1	40.672	48.720	27.775	38.489	2:35.656 P	
1	43.018	47.252	29.889	41.261	2:41.420 P		2	33.023	39.616	26.626	37.545	2:16.810	191
2	35.479	41.869	30.353	38.858	2:26.559	175	3	32.148	38.890	27.038	36.022	2:14.098	195
3	33.224	40.498	27.651	37.496	2:18.869	197	4	31.322	38.031	25.136	35.686	2:10.175	209
4	<u>33.185</u>	<u>39.882</u>	<u>27.100</u>	<u>36.738</u>	<u>2:16.905</u>	200	5	<u>30.748</u>	<u>37.953</u>	<u>24.819</u>	<u>35.289</u>	<u>2:08.809</u>	219
39 Scott NICHOLSON (2nd)							85 Ty LYNCH (1st)						
1	32.671	35.717	23.147	33.390	2:04.925 P		1	31.644	1:02.237	23.406	32.993	2:30.280 P	
2	28.780	34.068	22.421	32.477	1:57.746	241	2	27.962	33.287	22.427	32.414	1:56.090	243
3	28.304	33.645	23.265	32.209	1:57.423	241							
4	27.982	33.647	22.259	31.552	1:55.440	242							


Scott Laing
Chief Timekeeper - Scott Laing

Tony Bolin
Clerk of Course - Tony Bolin



COMPUTIME RACE TIMING SYSTEMS PTY LTD
www.computime.com.au

E-mail: scott@computime.com.au / Ph: 0418 17 13 17





Round 3 - Phillip Island GP Circuit - September 3 & 4

SUPERSPORT

Qualifying 1

Date: 03/09/22
 Event: Q02
 Weather: Mostly cloudy - Temp: 10.7C
 Track: Wet - Temp: 10.9C

Started at: 09:26:51
 Laps: 10 Min
 Starters: 20
 Printed at: 9:54


PROVISIONAL SPLIT TIMES

Lap	Split 1	Split 2	Split 3	Split 4	Lap Time	Spd	Lap	Split 1	Split 2	Split 3	Split 4	Lap Time	Spd
3	27.130	32.674	21.564	31.750	1:53.118	240	5	28.986	35.238	23.524	33.629	2:01.377	243
4	27.082	32.751	21.763	30.937	1:52.533	241							
5	26.362	32.808	21.251	30.684	1:51.105	242	99 Morgan MCLAREN-WOOD (4th)						
							1	32.611	39.430	24.518	34.763	2:11.322 P	
86 Dallas SKEER (9th)							2	30.317	35.714	23.420	33.539	2:02.990	213
1	34.515	38.588	25.643	34.789	2:13.535 P		3	29.104	34.609	23.183	32.495	1:59.391	229
2	29.887	36.446	24.524	33.837	2:04.694	225	4	28.410	34.491	22.667	31.714	1:57.282	240
3	29.153	34.752	23.089	33.370	2:00.364	231	5	28.146	33.657	22.187	31.631	1:55.621	241
88 Luke SANDERS (11th)							212 Luca DURNING (13th)						
1	36.001	38.964	24.539	34.914	2:14.418 P		1	1:03.328	51.995	27.703	37.053	3:00.079 P	
2	30.262	36.023	24.191	33.346	2:03.822	232	2	32.265	39.010	25.792	35.575	2:12.642	211
							3	31.259	38.603	24.920	34.726	2:09.508	230
90 Libero BELLETTI (17th)							4	30.313	39.208	24.925	34.419	2:08.865	247
1	39.355	42.088	27.035	37.834	2:26.312 P		5	31.510	37.396	24.639	35.070	2:08.615	220
2	33.462	39.768	26.648	37.111	2:16.989	192	220 Declan CARBERRY (6th)						
3	32.466	39.399	25.505	35.968	2:13.338	194	1	35.898	39.026	25.266	34.962	2:15.152 P	
4	31.977	38.553	24.544	34.975	2:10.049	213	2	30.253	35.439	24.169	33.015	2:02.876	199
5	31.830	38.455	24.906	35.554	2:10.745	214	3	28.840	33.846	22.374	32.549	1:57.609	211
95 Harley SIDE (8th)							4	29.136	35.348	23.726	32.704	2:00.914	221
1	32.316	36.269	23.560	34.651	2:06.796 P		5	28.164	33.856	22.638	32.719	1:57.377	237
2	29.664	35.594	23.526	33.777	2:02.561	229							
3	28.789	34.872	23.394	32.945	2:00.000	238							
4	54.952	36.050	23.733	33.964	2:28.699	243							

The results are provisional until the end of the time limit for protests and appeals.


Scott Laing
 Chief Timekeeper - Scott Laing

Tony Bolin
 Clerk of Course - Tony Bolin



COMPUTIME RACE TIMING SYSTEMS PTY LTD
www.computime.com.au

E-mail: scott@computime.com.au / Ph: 0418 17 13 17





Round 3 - Phillip Island GP Circuit - September 3 & 4
SUPERSPORT

Qualifying 1

Date: 03/09/22
 Event: Q02
 Weather: Mostly cloudy - Temp: 10.7C
 Track: Wet - Temp: 10.9C

Started at: 09:26:51
 Laps: 10 Min
 Starters: 20
 Printed at: 9:54


PROVISIONAL FASTEST LAPS SEQUENCE

Race Time	No	Name	Machine	Fastest Lap	On Lap
2:10.233	39	Scott NICHOLSON	Yamaha R6 600	2:04.925	1
4:07.979	39	Scott NICHOLSON	Yamaha R6 600	1:57.746	2
5:06.744	85	Ty LYNCH	Yamaha R6 600	1:56.090	2
6:59.862	85	Ty LYNCH	Yamaha R6 600	1:53.118	3
8:52.395	85	Ty LYNCH	Yamaha R6 600	1:52.533	4
10:43.500	85	Ty LYNCH	Yamaha R6 600	1:51.105	5

The results are provisional until the end of the time limit for protests and appeals.


Scott Laing
 Chief Timekeeper - Scott Laing

Tony Bolin
 Clerk of Course - Tony Bolin



COMPUTIME RACE TIMING SYSTEMS PTY LTD
www.computime.com.au

E-mail: scott@computime.com.au / Ph: 0418 17 13 17





Round 3 - Phillip Island GP Circuit - September 3 & 4
SUPERSPORT

Qualifying 1

Date: 03/09/22
Event: Q02
Weather: Mostly cloudy - Temp: 10.7C
Track: Wet - Temp: 10.9C

Started at: 09:26:51
Laps: 10 Min
Starters: 20
Printed at: 9:54


PROVISIONAL BEST PARTIAL TIMES

Pos	Split 1		Split 2		Split 3		Split 4		LAP		Ideal	Fastest
	Name	Time	Name	Time	Name	Time	Name	Time	Name	Time		
1	T. LYNCH	26.362	T. LYNCH	32.674	T. LYNCH	21.251	T. LYNCH	30.684	T. LYNCH	1:50.971	1:51.105	
2	T. LARGE	27.028	S. NICHOLSO	33.037	S. NICHOLSO	21.861	S. NICHOLSO	31.350	S. NICHOLSO	1:53.943	1:54.194	
3	N. MAHON	27.609	T. LARGE	33.117	N. MAHON	21.913	N. MAHON	31.362	T. LARGE	1:54.090	1:56.076	
4	S. NICHOLSO	27.695	N. MAHON	33.385	T. LARGE	22.083	M. MCLAREN-	31.631	N. MAHON	1:54.269	1:54.507	
5	J. FAVELLE	28.084	M. MCLAREN-	33.657	M. MCLAREN-	22.187	T. LARGE	31.862	M. MCLAREN-	1:55.621	1:55.621	
6	M. MCLAREN-	28.146	D. CARBERRY	33.846	D. CARBERRY	22.374	D. CARBERRY	32.549	D. CARBERRY	1:56.933	1:57.377	
7	D. CARBERRY	28.164	J. FAVELLE	34.238	J. FAVELLE	22.684	H. SIDE	32.945	J. FAVELLE	1:58.161	1:58.161	
8	D. SKEER	28.455	D. SKEER	34.752	D. SKEER	23.089	J. FAVELLE	33.155	D. SKEER	1:59.666	2:00.364	
9	H. SIDE	28.789	H. SIDE	34.872	J. QUINN	23.137	L. SANDERS	33.346	H. SIDE	2:00.000	2:00.000	
10	L. SANDERS	28.962	J. QUINN	35.819	H. SIDE	23.394	D. SKEER	33.370	J. QUINN	2:02.050	2:02.215	
11	J. QUINN	29.406	L. SANDERS	36.023	L. SANDERS	24.191	J. QUINN	33.688	L. SANDERS	2:02.522	2:03.822	
12	W. SHARROC	30.272	W. SHARROC	36.127	L. BELLETTI	24.544	L. DURNING	34.419	W. SHARROC	2:05.709	2:09.757	
13	T. HUNT	30.303	T. HUNT	36.983	C. GILBEE	24.565	W. SHARROC	34.741	L. DURNING	2:06.767	2:08.615	
14	L. DURNING	30.313	L. DURNING	37.396	W. SHARROC	24.569	L. BELLETTI	34.975	T. HUNT	2:07.420	2:08.618	
15	C. GILBEE	30.727	C. GILBEE	37.585	L. DURNING	24.639	C. GILBEE	35.218	C. GILBEE	2:08.095	2:08.598	
16	P. VAN DER H	30.748	P. VAN DER H	37.953	T. HUNT	24.770	P. VAN DER H	35.289	P. VAN DER H	2:08.809	2:08.809	
17	L. BELLETTI	31.830	L. BELLETTI	38.455	P. VAN DER H	24.819	T. HUNT	35.364	L. BELLETTI	2:09.804	2:10.049	
18	J. ZHANG	33.185	J. ZHANG	39.882	J. ZHANG	27.100	J. ZHANG	36.738	J. ZHANG	2:16.905	2:16.905	
19	M. MAVER	34.393	M. MAVER	42.229	M. HAWKSLE	28.054	M. HAWKSLE	37.923	M. HAWKSLE	2:22.767	2:22.767	
20	M. HAWKSLE	34.430	M. HAWKSLE	42.360	M. MAVER	28.250	M. MAVER	39.625	M. MAVER	2:24.497	2:25.563	

The results are provisional until the end of the time limit for protests and appeals.

Scott Laing
Chief Timekeeper - Scott Laing

Tony Bolin
Clerk of Course - Tony Bolin



COMPUTIME RACE TIMING SYSTEMS PTY LTD
www.computime.com.au

E-mail: scott@computime.com.au / Ph: 0418 17 13 17

